




POLARIS


Library Wayfinding

by NORTHSTAR




 Aymane Aziz, 300193353

 Kevin Tu, 300188166

 Julio Midence, 300170486

 Aidan Billou, 300199731

 Joon Lee, 300184520



What is the Issue?

Current Examples

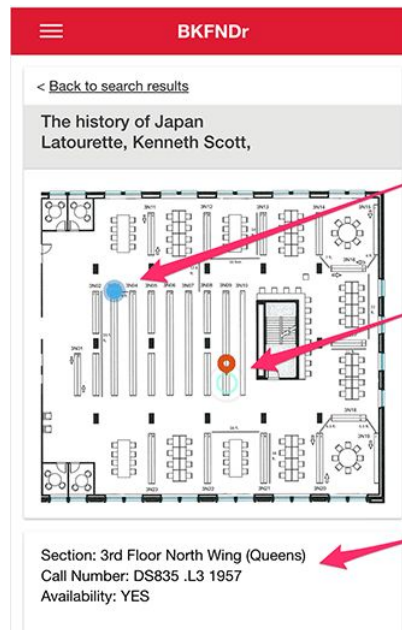
Centrak



Infsoft



BKFNDr



Current Location

Target Bookshelf

Book Information

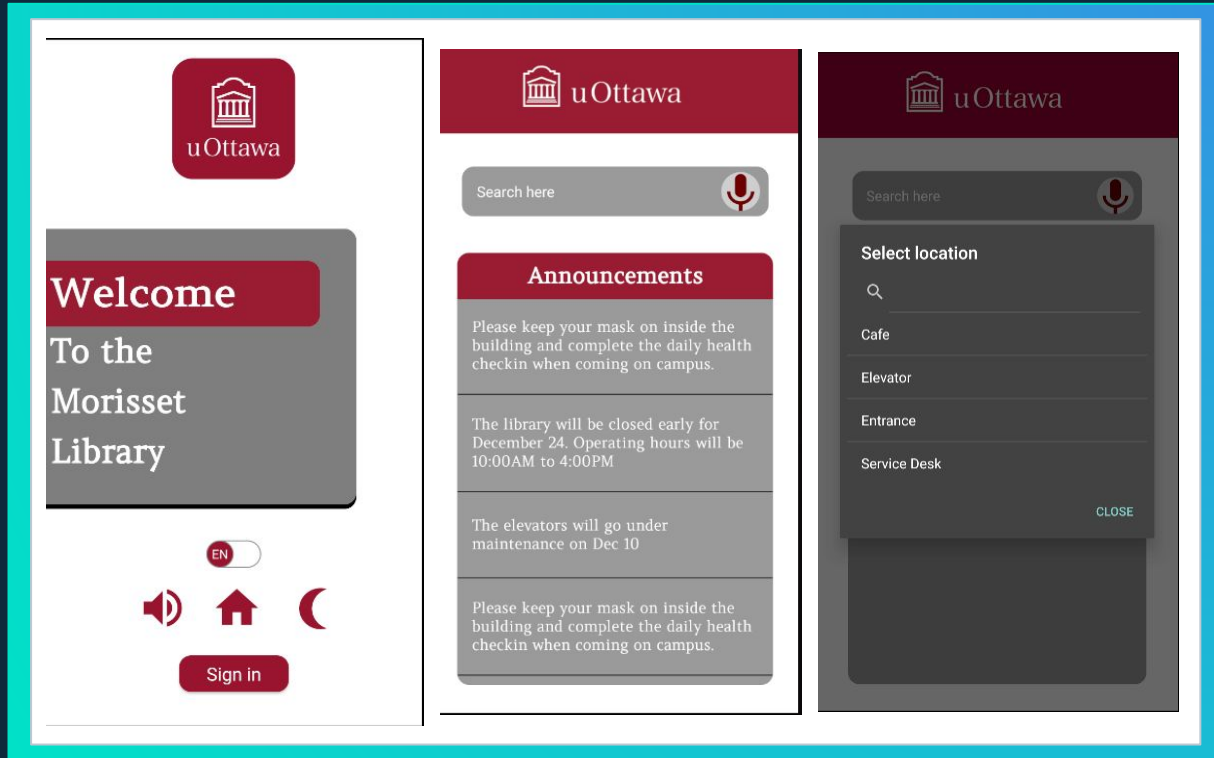

Our Solution : Polaris



Our Solution : Polaris

Features

- ▶ Dark Mode
- ▶ Bilingual
- ▶ Speech to Text
- ▶ Announcements
- ▶ Auditory Navigation
- ▶ Map
- ▶ Location Tracking




The image displays three screenshots of the Polaris mobile application interface, which is designed for the University of Ottawa (uOttawa).

- Left Screenshot:** Shows the main welcome screen. At the top is the uOttawa logo. Below it, a large red button says "Welcome". Underneath, the text reads "To the Morisset Library". At the bottom, there is a language toggle set to "EN", icons for a speaker, a home button, and a moon (representing dark mode), and a "Sign in" button.
- Middle Screenshot:** Shows the "Announcements" section. It features a search bar at the top with a microphone icon. The announcements list includes: "Please keep your mask on inside the building and complete the daily health checkin when coming on campus.", "The library will be closed early for December 24. Operating hours will be 10:00AM to 4:00PM", and "The elevators will go under maintenance on Dec 10".
- Right Screenshot:** Shows the "Select location" dropdown menu. It has a search bar and a microphone icon. The menu lists "Cafe", "Elevator", "Entrance", and "Service Desk". A "CLOSE" button is visible at the bottom right of the menu.





Future plans



Triangulation



Gyroscope



Thank You!